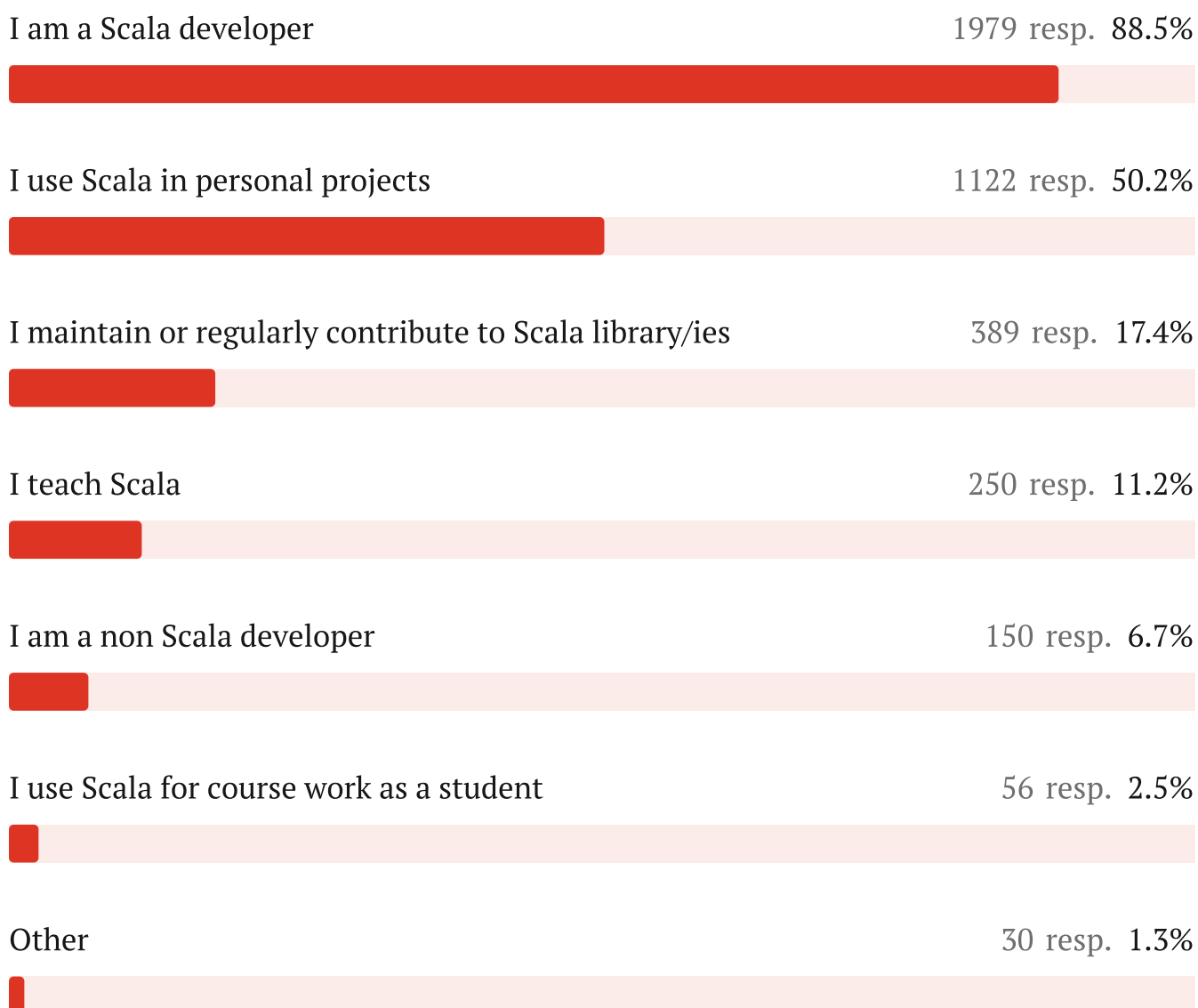


# State of Scala 2022

2,236 responses

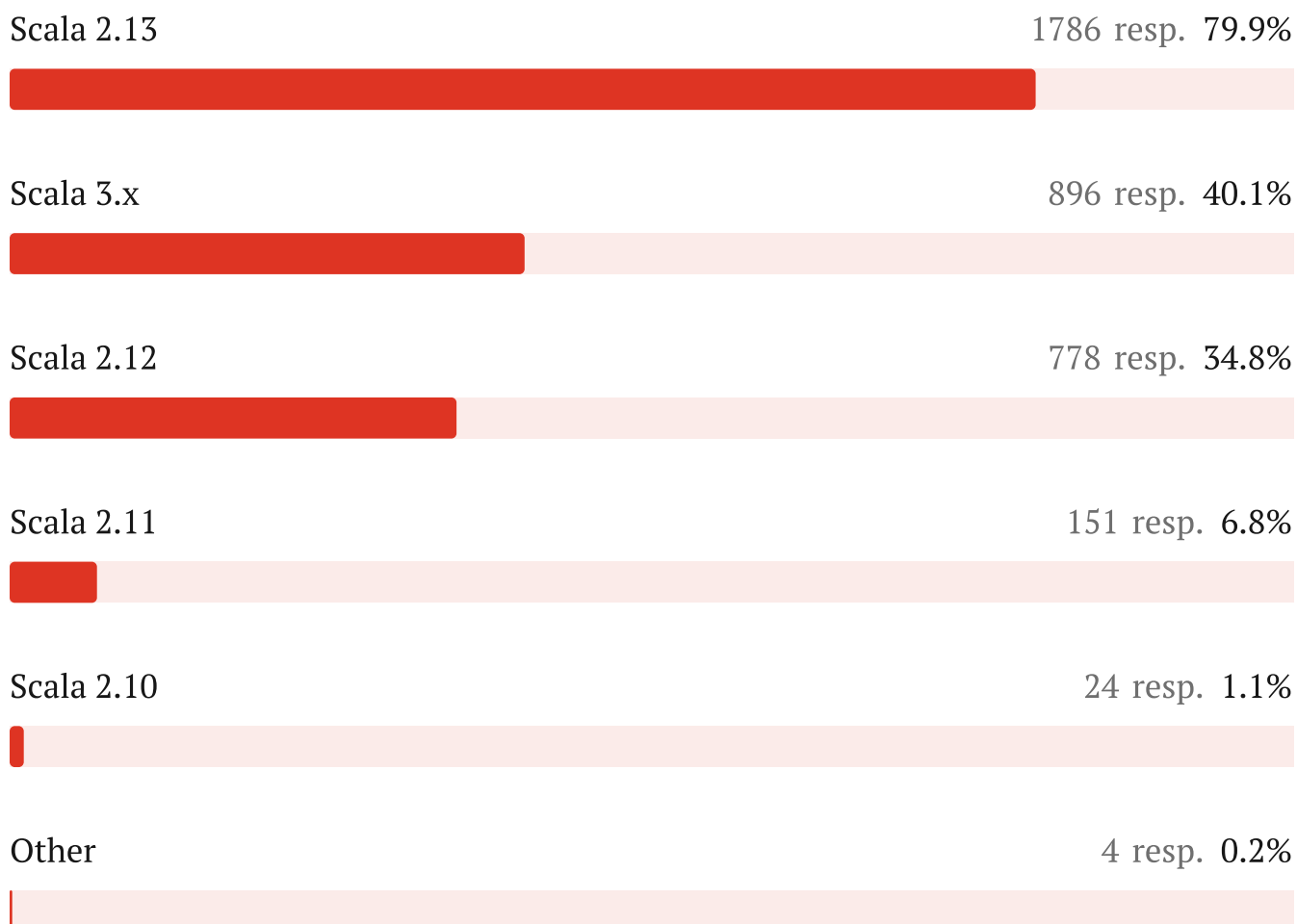
## 1. Which of the following statements describe you?

2236 out of 2236 answered



## 2. What major versions of Scala are you using?

2236 out of 2236 answered



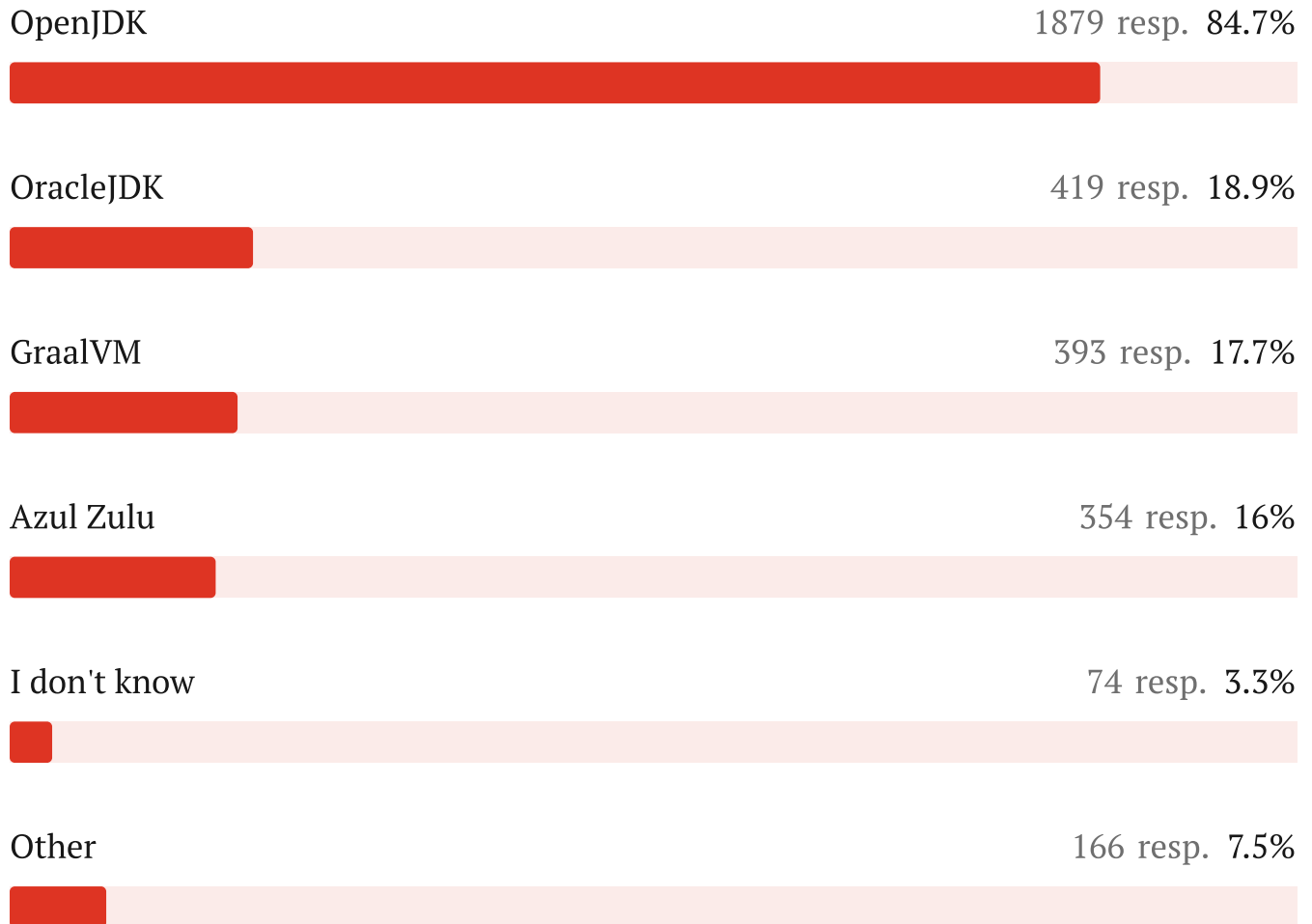
### 3. What platforms do you target?

2234 out of 2236 answered



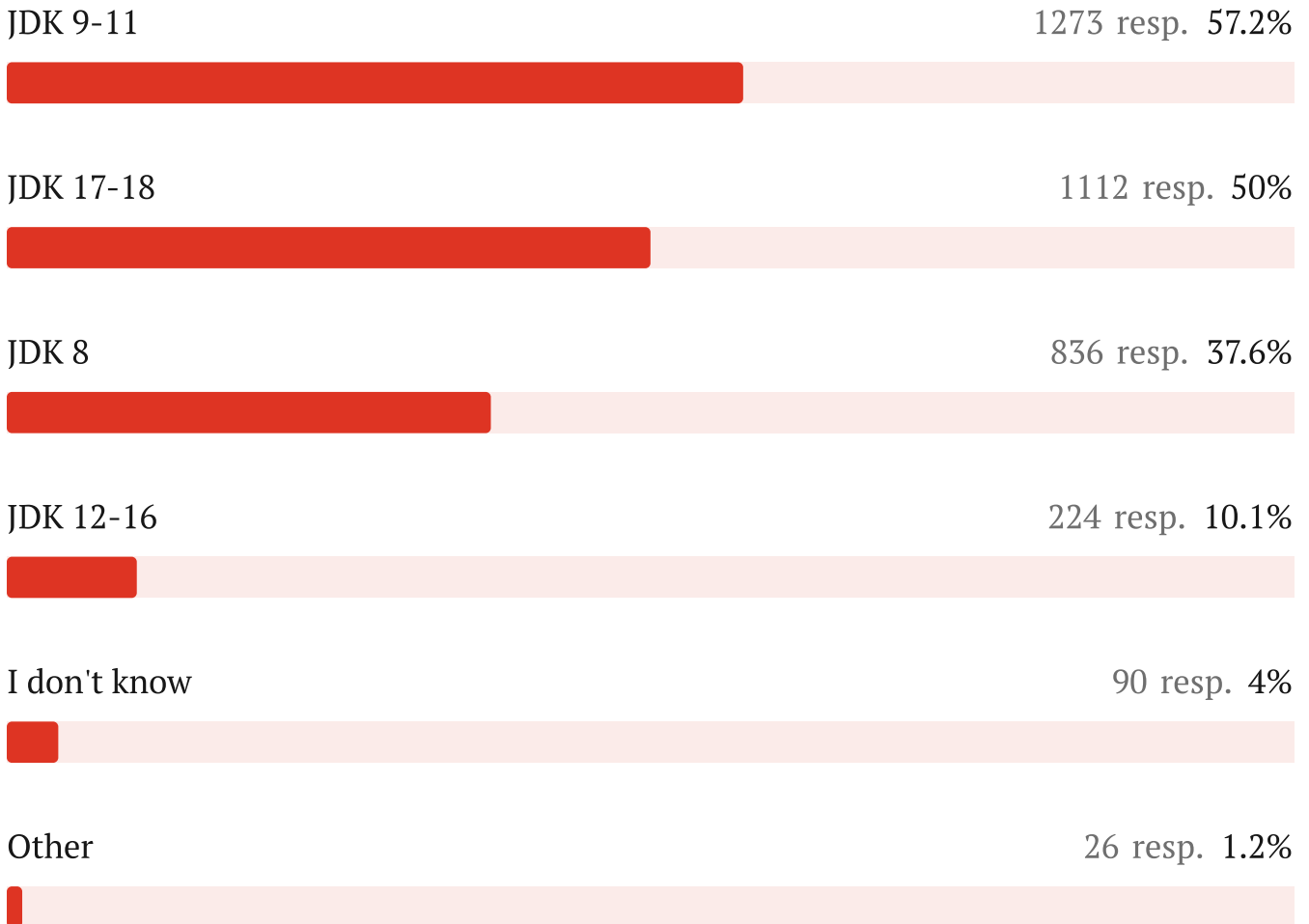
## 4. Which JDKs do you use?

2218 out of 2236 answered



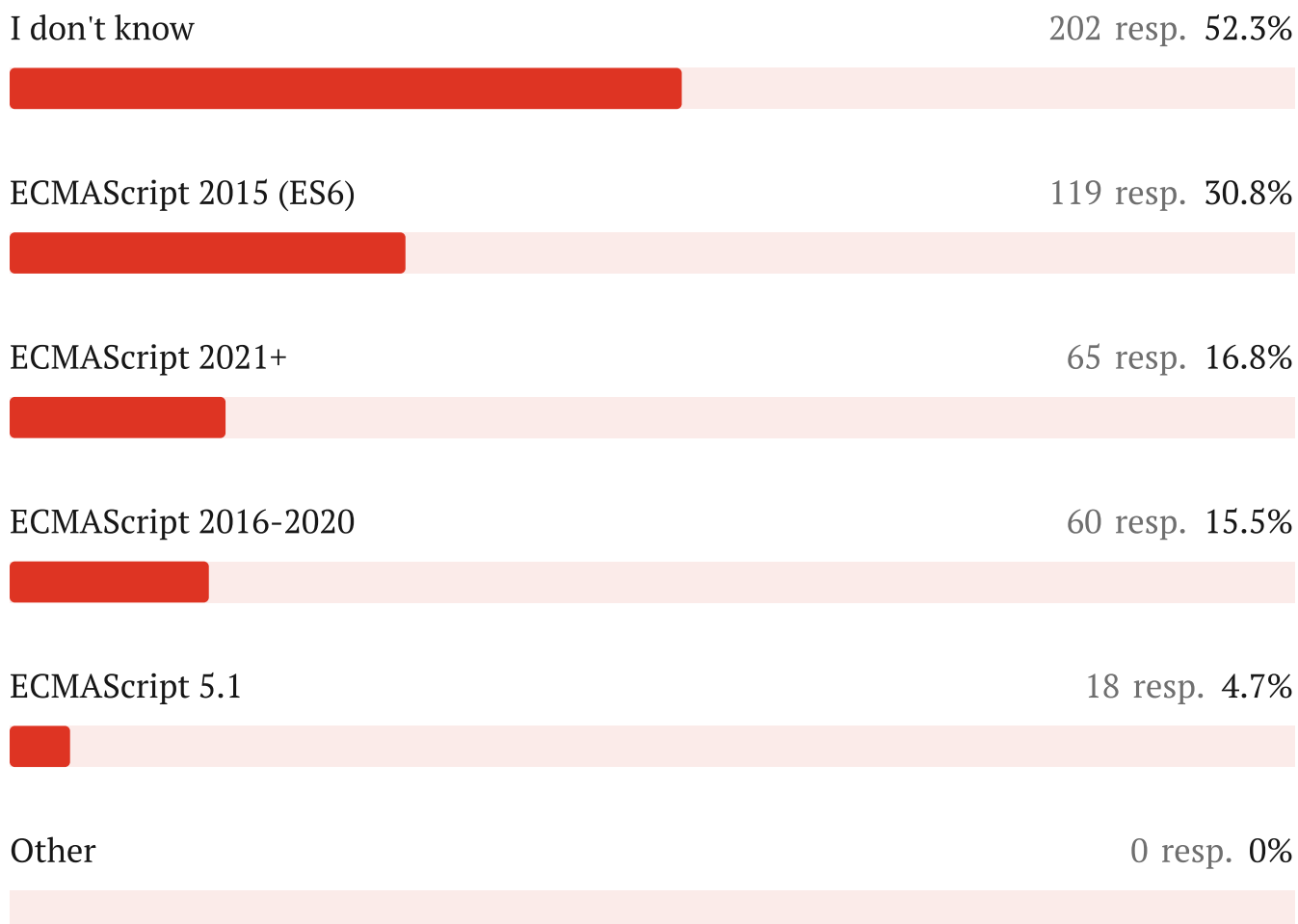
## 5. What versions of the JDK do you target, if any?

2224 out of 2236 answered



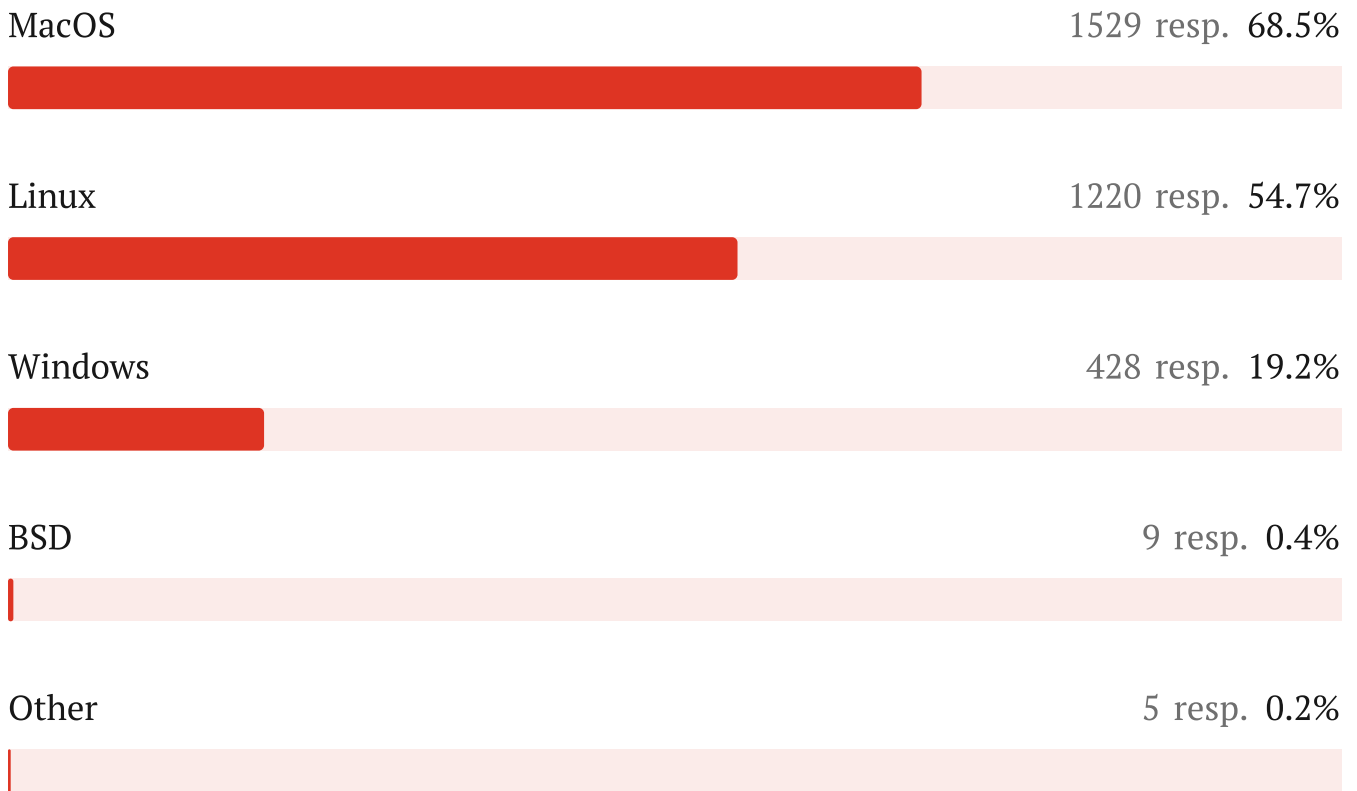
## 6. What versions of ECMAScript/JavaScript do you target, if any?

386 out of 2236 answered



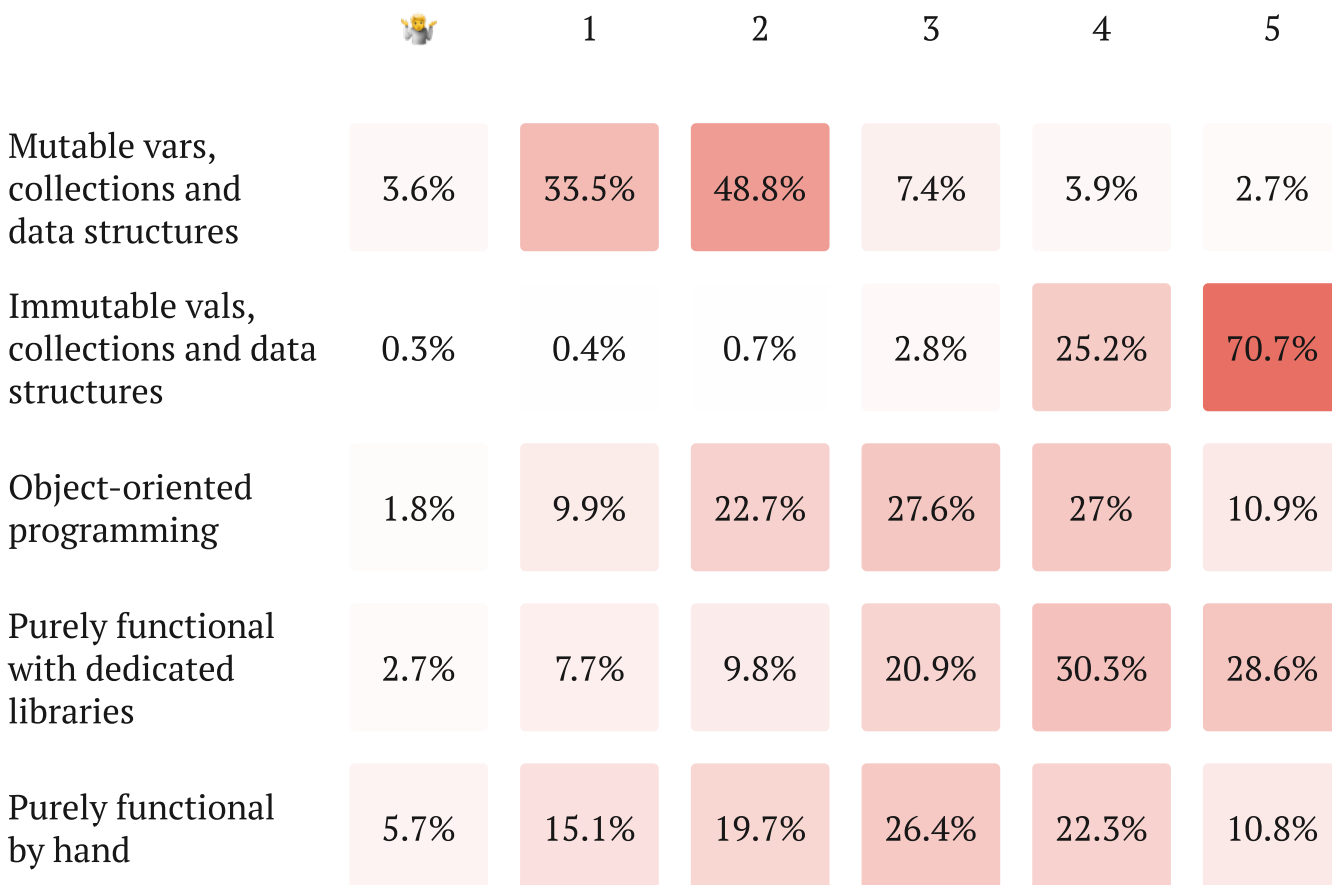
## 7. Which platforms do you develop Scala on?

2232 out of 2236 answered



## 8. What paradigms of Scala do you use?

2222 out of 2236 answered




 Don't know it · 1 Never · 2 Very rarely · 3 Sometimes · 4 Regularly · 5 Very often



## 9. How often do you use the following language features?


2227 out of 2236 answered

		1	2	3	4	5
Case classes	0.3%	0.1%	0.4%	2.7%	19.2%	77.3%
Pattern matching	0.3%	0%	0.7%	3.7%	22.4%	72.9%
For comprehensions with 'yield'	0.8%	2.1%	4.3%	10.7%	25.2%	57%
throw and try/catch	3.1%	26.5%	39.1%	17.3%	8.5%	5.6%
Implicit parameters / typeclasses / given / using	1.4%	3.5%	12.7%	23.1%	34%	25.3%
Direct interoperability with Java / JavaScript / C	8%	25.5%	28.5%	18.5%	13.1%	6.4%
extends AnyVal	7.5%	24.9%	22.9%	22.6%	16%	6.2%
Implicit conversions	4.3%	18.7%	35.2%	24.6%	12.6%	4.6%
Macros and other metaprogramming	11%	36.6%	27.6%	17%	5.7%	2.2%

 Don't know it · 1 Never · 2 Very rarely · 3 Sometimes · 4 Regularly · 5 Very often

## 10. If applicable, how often do you use the following Scala 3 features?






896 out of 2236 answered






		1	2	3	4	5
enum	6.7%	4.8%	3.6%	18.8%	28.8%	37.4%
Opaque type aliases	15.2%	10.4%	11.4%	26.7%	18.6%	17.7%
Extension methods	8.1%	4.2%	7%	21.1%	31.5%	28%
Top-level definitions	14.3%	9.8%	9.7%	22.3%	23.1%	20.8%
export	25.9%	22.8%	16.1%	20.6%	9.9%	4.7%
Union types	12.1%	11.4%	16.2%	26.8%	22%	11.6%

 Don't know it · 1 Never · 2 Very rarely · 3 Sometimes · 4 Regularly · 5 Very often

# 11. com.lihaoyi ecosystem






2195 out of 2236 answered

					
PPrint	57.4%	13.6%	13.6%	0.5%	14.9%
Fastparse	46.6%	16.1%	21.1%	2.2%	14.1%
OS-Lib	57.6%	13.5%	14.5%	0.8%	13.6%
Requests	54.6%	18.5%	14.3%	1.1%	11.5%
uPickle	38.9%	23.7%	18.7%	3.7%	14.9%
ScalaTags	51.1%	17.1%	17%	1.6%	13.1%
Cask	59.4%	19.9%	15.7%	1%	4%

 Don't know it ·  Don't want to use it ·  Want to check it out  
 Used it, but won't use it again ·  Still using it and planning on using it more

## 12. Typelevel ecosystem

2191 out of 2236 answered






					
Cats-core	6.3%	9.2%	21.5%	4.2%	58.7%
Cats-effect	6%%	10.8%	26.2%	5.9%	51%
FS2	16.3%	11.2%	30.2%	3.6%	38.7%
Cats MTL	40.8%	17.2%	27.2%	5.6%	9.3%
Cats Collections	34%	12.7%	32.8%	2.5%	18%
Mouse	64.9%	11.6%	16%	1.4%	6%
Alleycats	62.8%	12.8%	17.1%	1.2%	6.1%
Shapeless	12.6%	16%	31.9%	11.2%	28.3%
Spire	57.1%	11.4%	22%	1.2%	8.2%
doobie	19.4%	10.1%	27.4%	5.8%	37.2%
Monix	23.2%	24.4%	30.1%	7.1%	15.2%
Monocle	26.1%	12.5%	29.4%	3.5%	28.4%
Scodec	54.3%	10.3%	21.9%	1%	12.5%
http4s	10.2%	8.5%	26.2%	7.7%	47.4%
droste	76.1%	8%	12.2%	1.1%	2.6%






 Don't know it ·  Don't want to use it ·  Want to check it out

 Used it, but won't use it again ·  Still using it and planning on using it more

# 13. ZIO ecosystem






2185 out of 2236 answered






					
ZIO	7.5%	19.2%	35.9%	2.3%	35.1%
ZIO-streams	15.7%	19.5%	40%	1.8%	23%
ZIO-quill	28.6%	22.4%	33.5%	2.2%	13.3%
ZIO-prelude	35.9%	19.7%	32.5%	1.5%	10.4%
ZIO-json	26.1%	20.9%	36.6%	1.3%	15.1%
ZIO-actors	30%	30.6%	35.5%	1.7%	2.2%
ZIO-config	32.3%	20.2%	30.5%	1.8%	15.2%
ZIO-sql	35.1%	22.5%	37.9%	1.2%	3.4%
ZIO-schema	40.7%	20.1%	34%	0.9%	4.3%
ZIO-optics	40.2%	20.8%	35%	1%	3%
ZIO-http	22.3%	20.1%	38.4%	2%	17.3%

 Don't know it ·  Don't want to use it ·  Want to check it out  
 Used it, but won't use it again ·  Still using it and planning on using it more

## 14. Akka ecosystem






2203 out of 2236 answered






					
Akka Actors	2.5%	14.8%	10.3%	35.3%	36.9%
Akka Streams	4.2%	16.9%	13.1%	29%	36.8%
Akka HTTP	4.1%	16.4%	10.6%	32%	37%
Akka Cluster	11.9%	26.8%	21.8%	20.9%	18.7%
Akka Persistence	13.7%	26.8%	21.5%	20%	17.9%

 Don't know it ·  Don't want to use it ·  Want to check it out  
 Used it, but won't use it again ·  Still using it and planning on using it more

# 15. Other ecosystems






2205 out of 2236 answered






					
Play!	4.6%	25.1%	10.3%	32%	28.1%
Spark	2.7%	19.4%	27.9%	9.2%	40.7%
Kafka	2.6%	6.1%	24.5%	1.5%	65.3%
scalaz	12.8%	40.3%	19.3%	19.8%	7.8%

 Don't know it ·  Don't want to use it ·  Want to check it out  
 Used it, but won't use it again ·  Still using it and planning on using it more

# 16. Front-end development

2151 out of 2236 answered






					
Laminar	59.2%	7.9%	23.4%	0.4%	9.1%
scalajs-react	46.6%	20.5%	22.9%	3.4%	6.7%
Slinky	72.8%	10.9%	12.2%	1%	3.1%
Udash	79.1%	11.5%	7.6%	1.2%	0.7%
youi	87.3%	8.1%	4.3%	0.3%	0.1%
Indigo	76.5%	7.4%	13.9%	0.2%	2%
Outwatch	82.2%	8.8%	7.4%	0.7%	1%






 Don't know it ·  Don't want to use it ·  Want to check it out  
 Used it, but won't use it again ·  Still using it and planning on using it more



# 17. Testing frameworks






2196 out of 2236 answered

					
JUnit	6.3%	21.7%	6.9%	27.9%	37.2%
ScalaTest	1.5%	1.7%	5.2%	12.5%	79.1%
uTest	48.4%	16.2%	20%	4.3%	11.2%
ScalaCheck	17.7%	6.1%	14.2%	4.5%	57.5%
specs2	31.2%	17.1%	14.1%	16.5%	21.2%
MiniTest	68.8%	14.8%	11.5%	2.6%	2.4%
ZIO Test	35%	17.9%	23.3%	2.7%	21.1%
munit	44.1%	10%	18.5%	1.8%	25.6%

 Don't know it ·  Don't want to use it ·  Want to check it out  
 Used it, but won't use it again ·  Still using it and planning on using it more

## 18. Various libraries

2191 out of 2236 answered






					
sttp	32.9%	7.7%	19.3%	2.4%	37.6%
macwire	48%	18.3%	12.1%	9%	12.7%
tapir	28.6%	6.1%	29.7%	3.2%	32.4%
quicklens	61.9%	7.7%	18.2%	1.4%	10.8%
magnolia	44.2%	10.7%	24.6%	2.3%	18.3%
woof	85.8%	5.4%	7.9%	0.2%	0.8%
pureconfig	35.7%	5.1%	12.9%	4.5%	41.8%
spray	35.5%	21%	11.2%	21.7%	10.7%
finagle	40.7%	23.9%	18%	10%	7.3%
gatling	37.4%	6.9%	19.3%	3.9%	32.5%
slick	19.4%	13.4%	15.2%	27.4%	24.7%






 Don't know it ·  Don't want to use it ·  Want to check it out

 Used it, but won't use it again ·  Still using it and planning on using it more

# 19. IDEs






2204 out of 2236 answered






					
VS Code / Metals	2.3%	13.5%	23.9%	13.1%	47.2%
IntelliJ IDEA	0.3%	3.8%	1.6%	8.4%	85.9%
Other Metals-based editor	41%	25.1%	15.8%	4.2%	14%
Plain-text editor	15.9%	45.7%	2.5%	22.4%	13.5%

 Don't know it ·  Don't want to use it ·  Want to check it out  
 Used it, but won't use it again ·  Still using it and planning on using it more

## 20. Build tools






2204 out of 2236 answered






					
sbt	0.2%	1%	2.2%	9.8%	86.8%
Mill	26.3%	18.8%	39.4%	4.5%	10.9%
scala-cli	32.6%	11.7%	33.3%	2.3%	20.1%
Maven	3.1%	27.2%	5.9%	42.3%	21.6%
Gradle	4.3%	31.3%	12.8%	31.9%	19.6%
Ant	11%	40.4%	4.9%	41.2%	2.4%
Bazel	34.8%	27.2%	27.5%	5.6%	5%
Pants	55.9%	26.5%	13.1%	3.8%	0.8%

 Don't know it ·  Don't want to use it ·  Want to check it out  
 Used it, but won't use it again ·  Still using it and planning on using it more

## 21. Linting/code quality

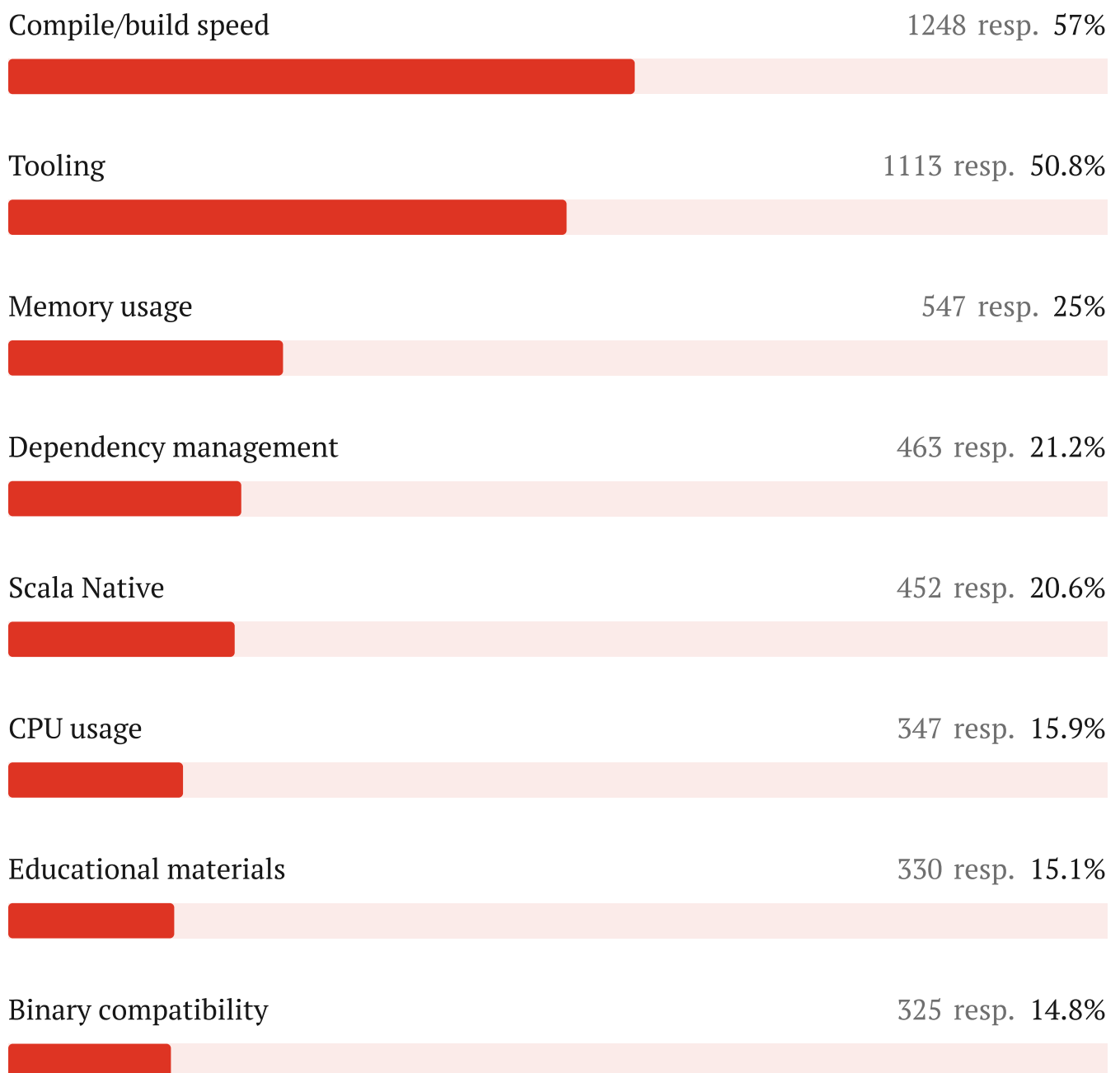
2177 out of 2236 answered

					
-Werror / -Xfatal-warnings compiler	22.2%	2.6%	8.6%	2.9%	63.8%
scalafmt	5%	1.5%	7.8%	2.8%	82.9%
Scalafix	20.2%	2.8%	23.8%	2.7%	50.4%
WartRemover	43.2%	7.9%	19.7%	7.8%	21.4%
Codacy	72.1%	8%	11.7%	4.1%	4%
Scapegoat	70%	7%	12.1%	3%	7.9%
Scoverage	36.8%	5.8%	15.4%	5.6%	36.4%
Acyclic	82.6%	5.5%	8.9%	0.7%	2.3%

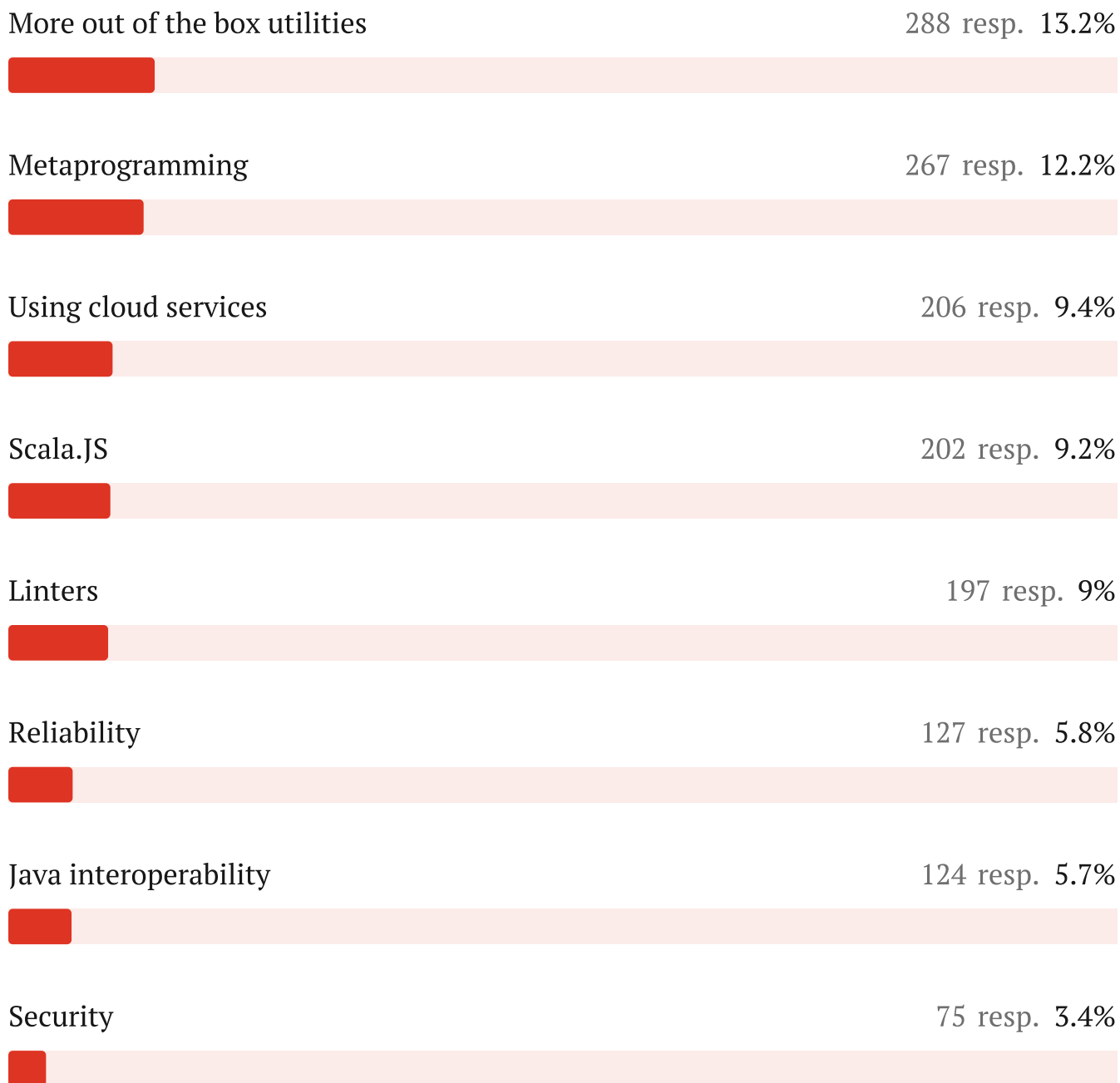
 Don't know it ·  Don't want to use it ·  Want to check it out  
 Used it, but won't use it again ·  Still using it and planning on using it more

22. Let's say that you are given the power to choose which parts of the Scala ecosystem are being improved. Please select up to 3 of the following aspects of working with Scala, you would like to see improved.

2189 out of 2236 answered

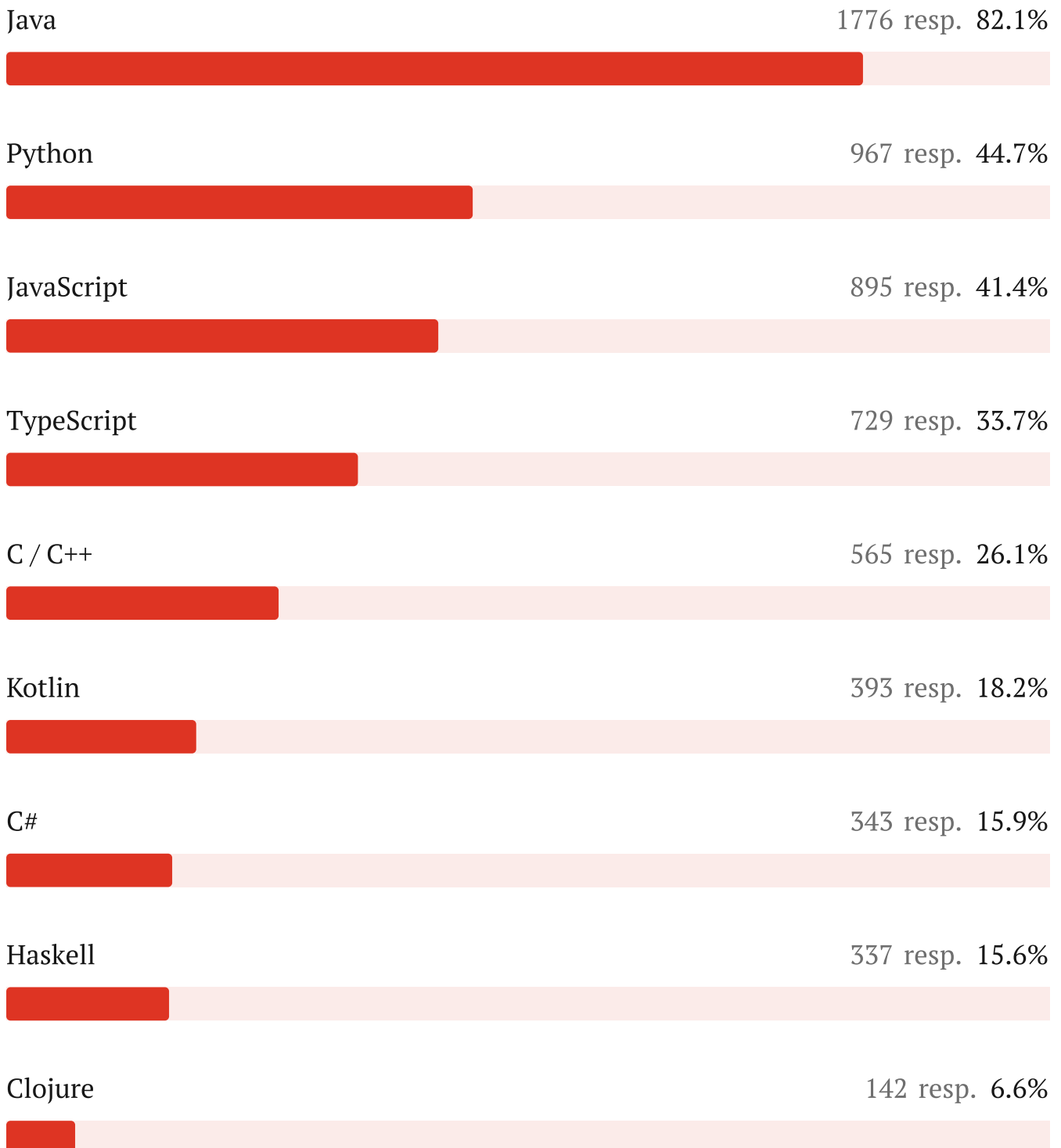


22. Let's say that you are given the power to choose which parts of the Scala ecosystem are being improved. Please select up to 3 of the following aspects of working with Scala, you would like to see improved.



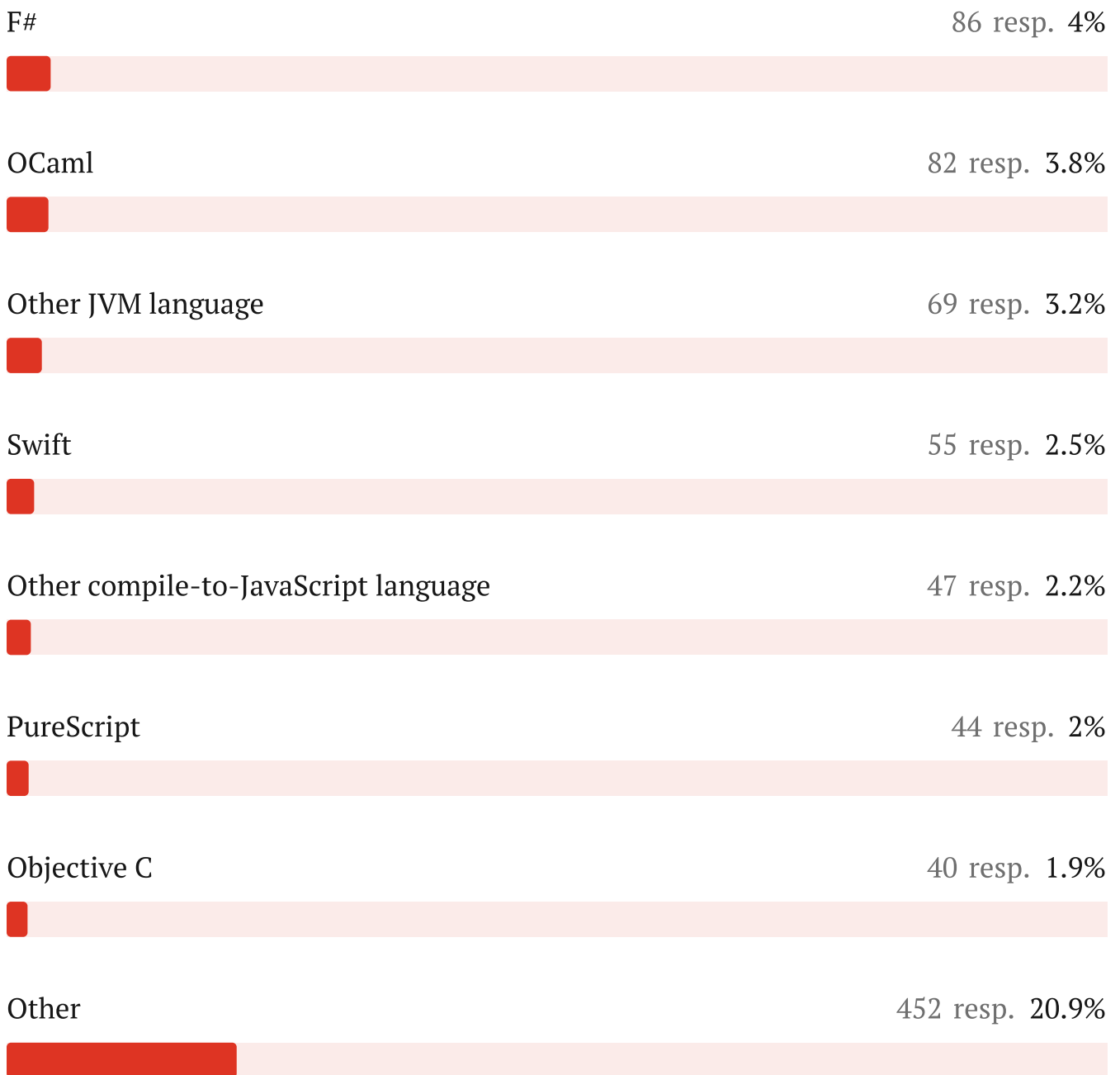
## 23. Which other languages are you proficient in?

2162 out of 2236 answered



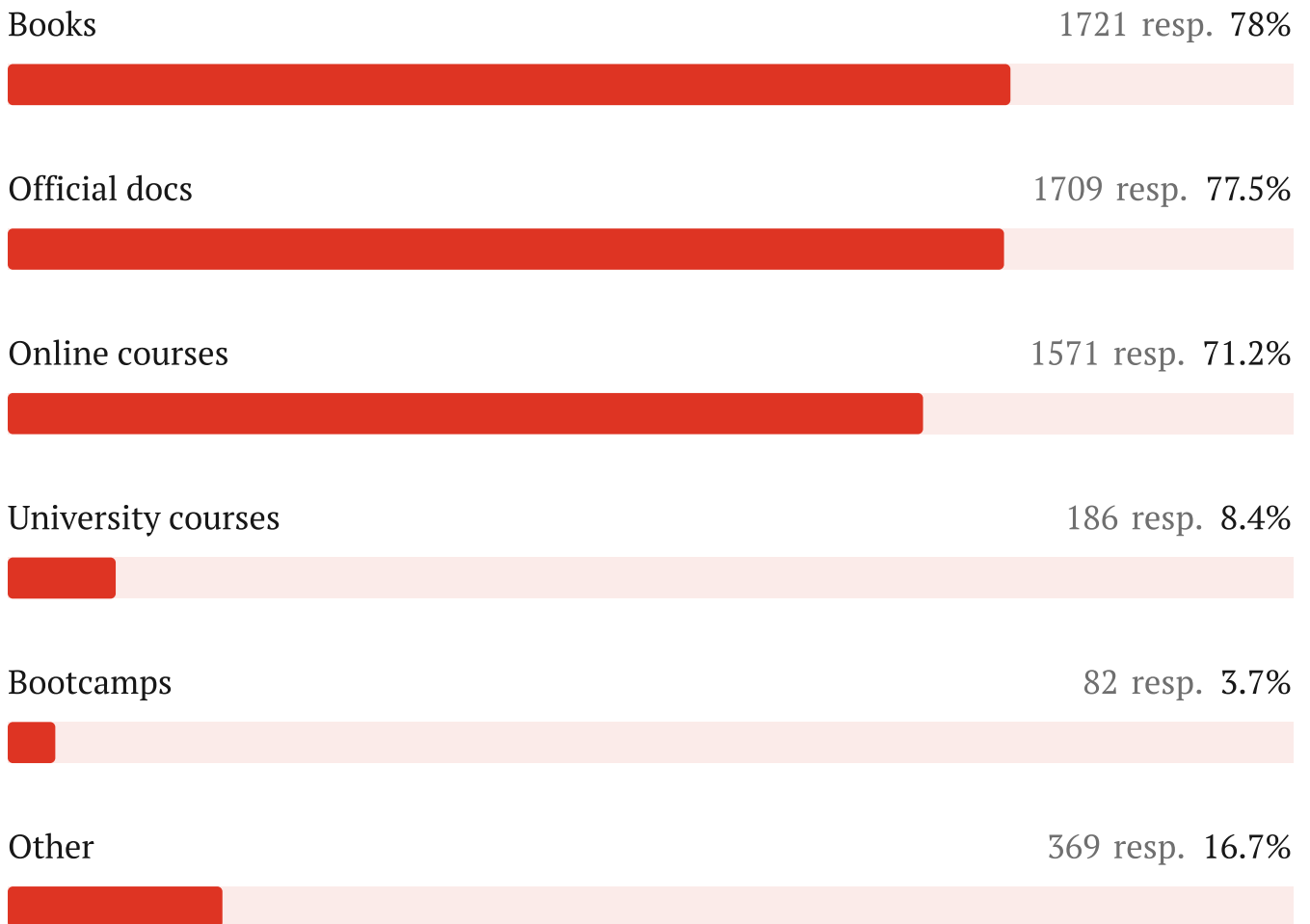


### 23. Which other languages are you proficient in?



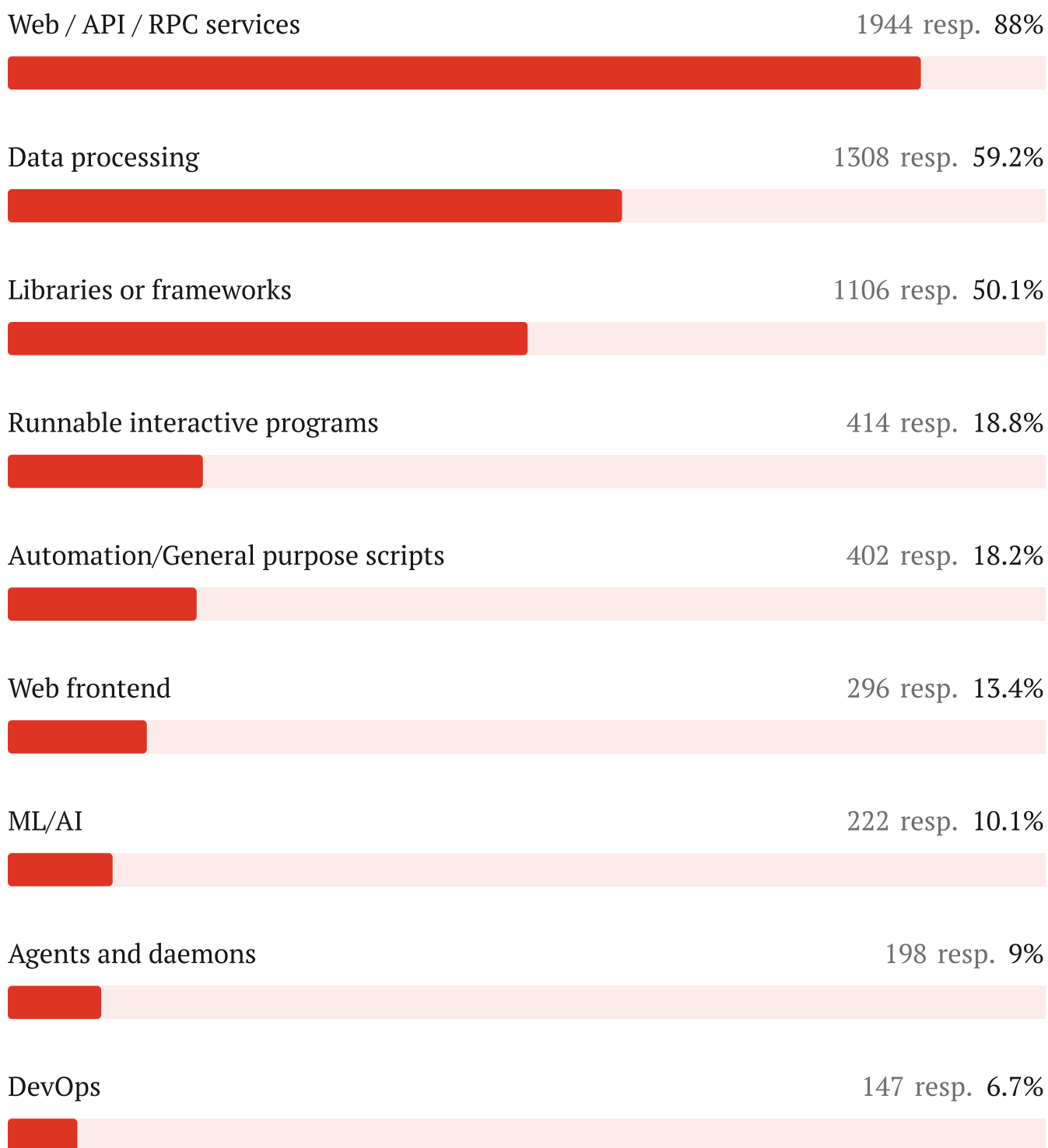
## 24. Which types of resources did you use to learn Scala?

2206 out of 2236 answered

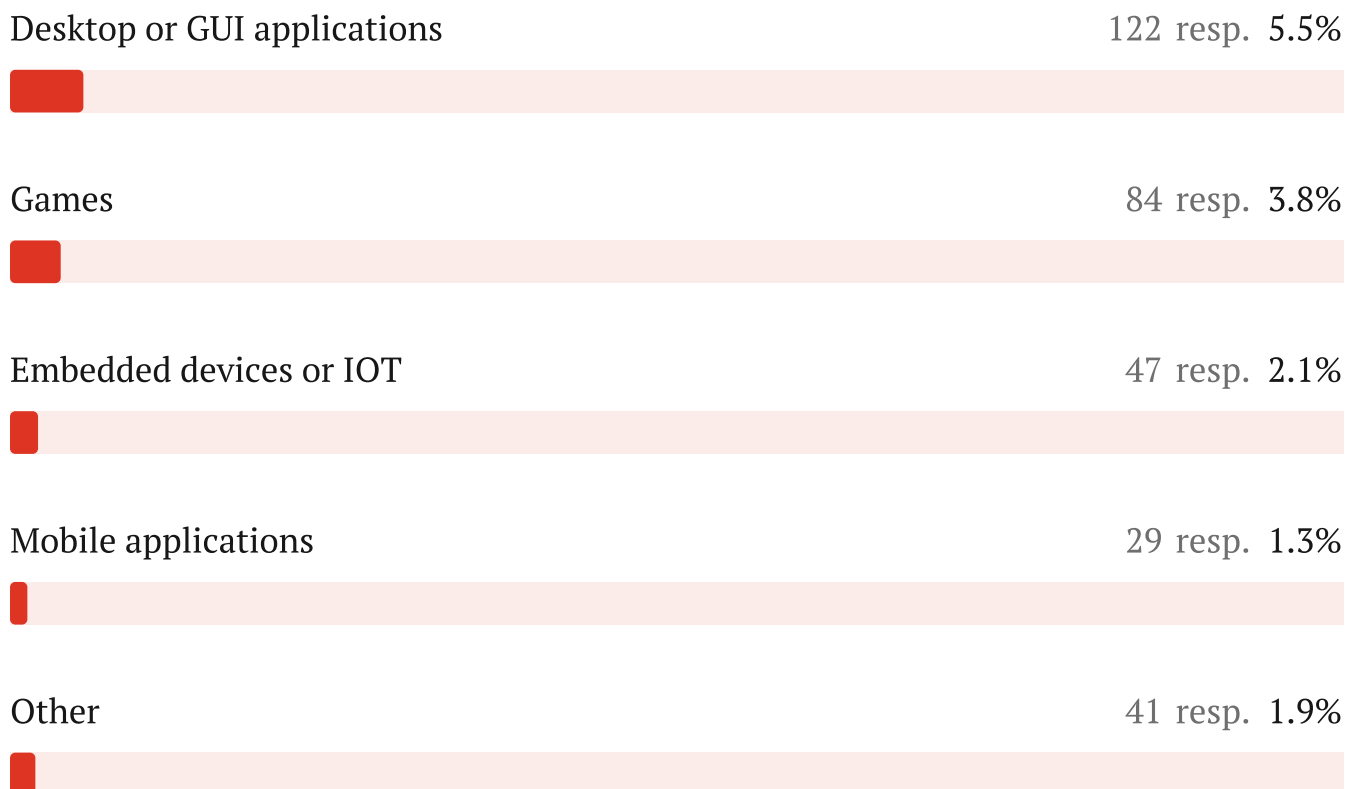


## 25. What types of programs do you use Scala most often for?

2208 out of 2236 answered

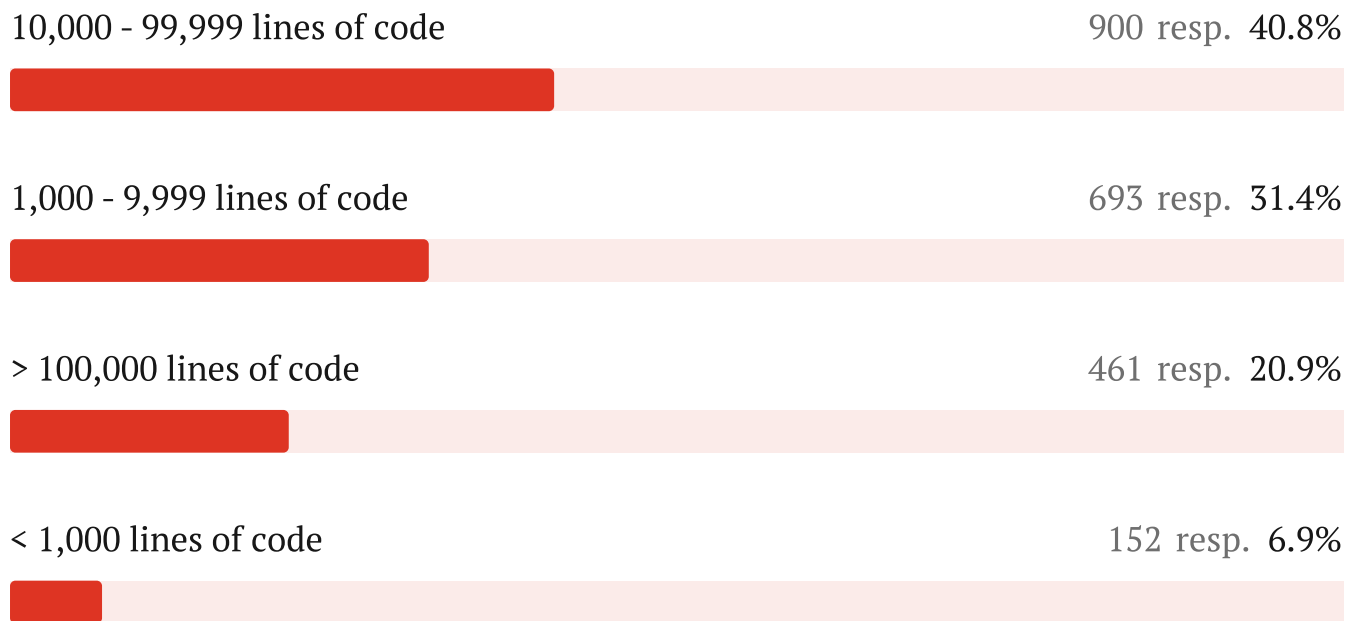


25. What types of programs do you use Scala most often for?



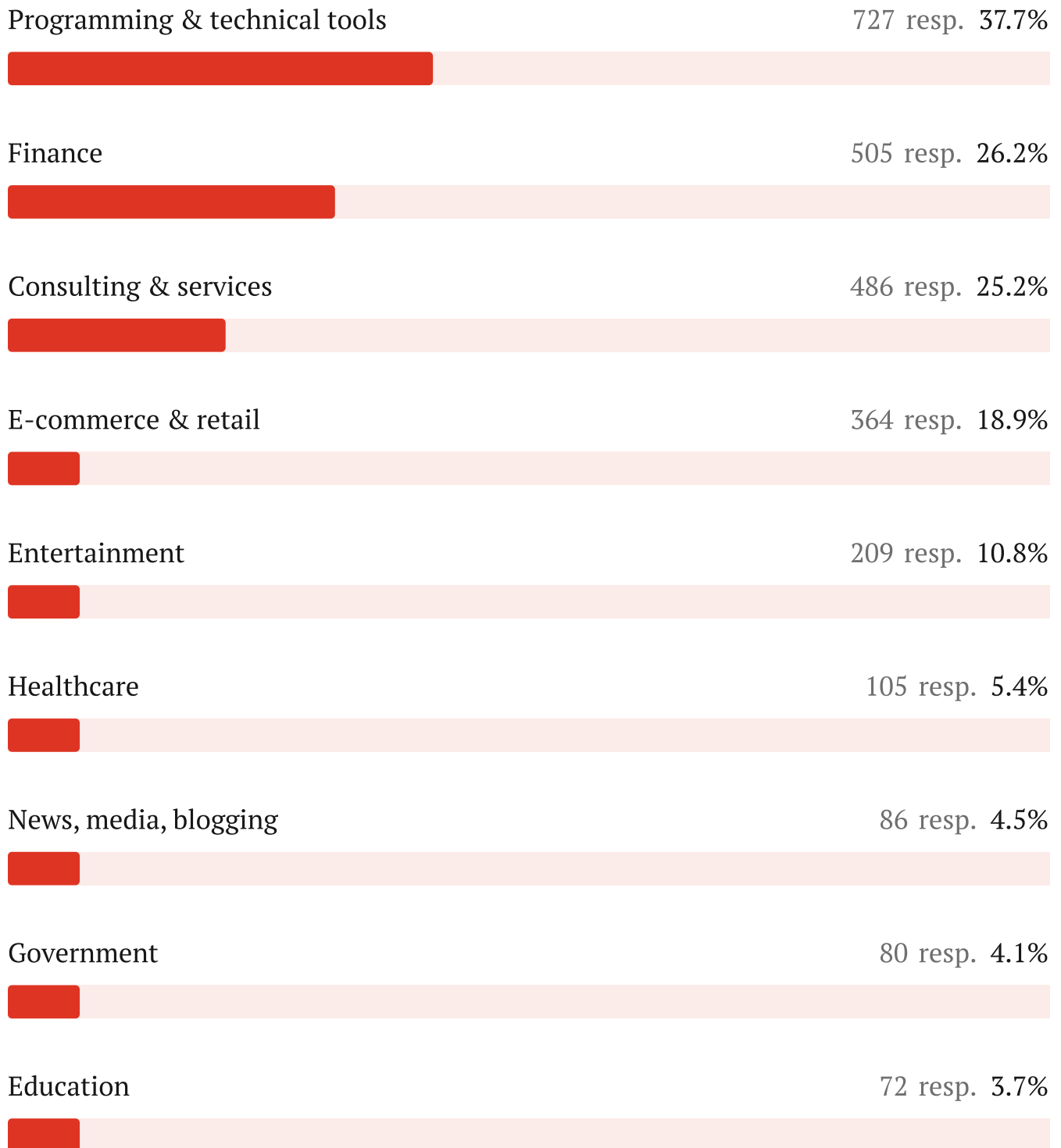
## 26. What is the most common size of projects you contribute to?

2206 out of 2236 answered



## 27. What industry sector do you work in?


1930 out of 2236 answered



## 27. What industry sector do you work in?


Social media

53 resp. 2.7%



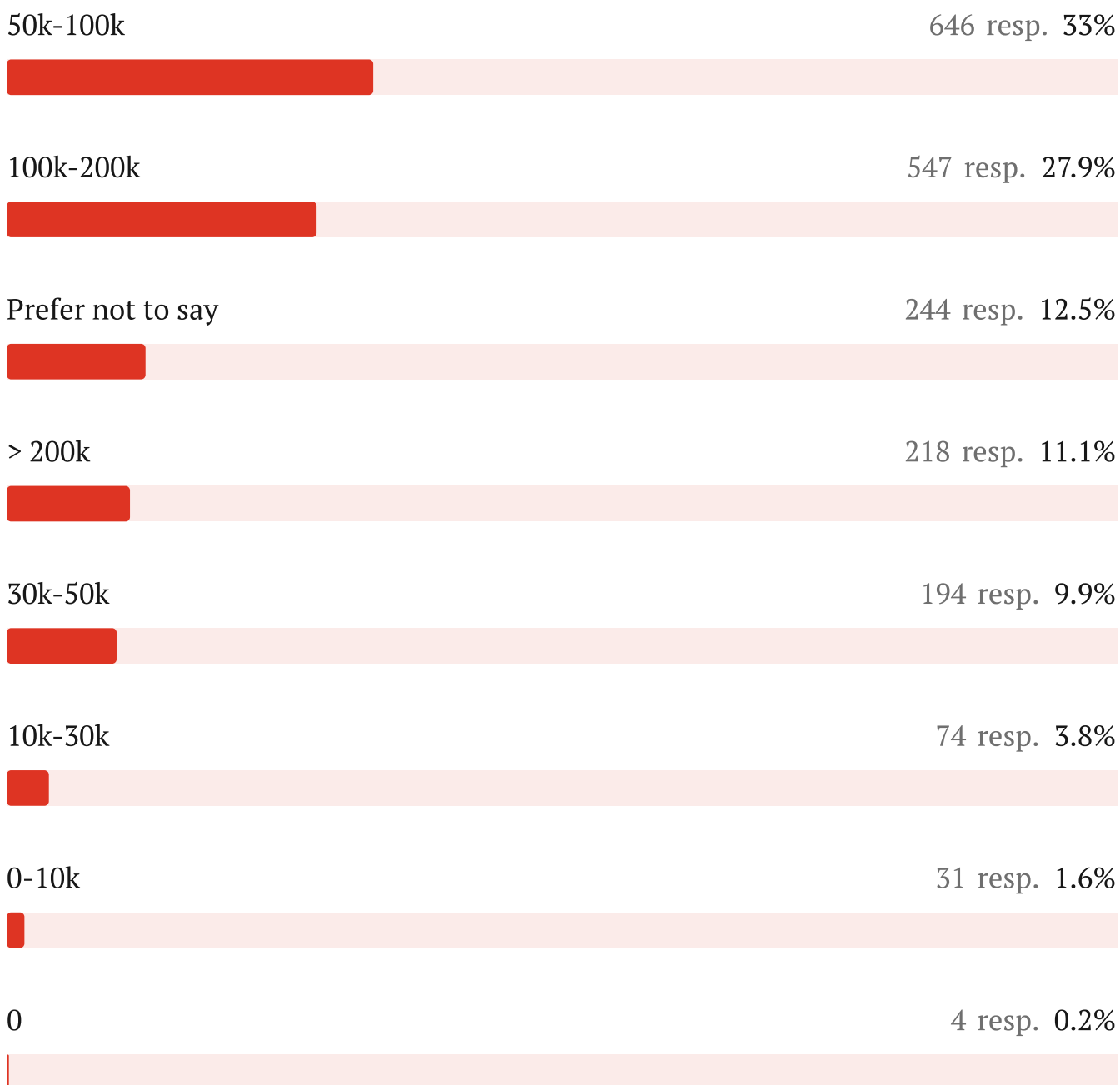
Other

273 resp. 14.1%



## 28. What is your yearly salary (in USD)?

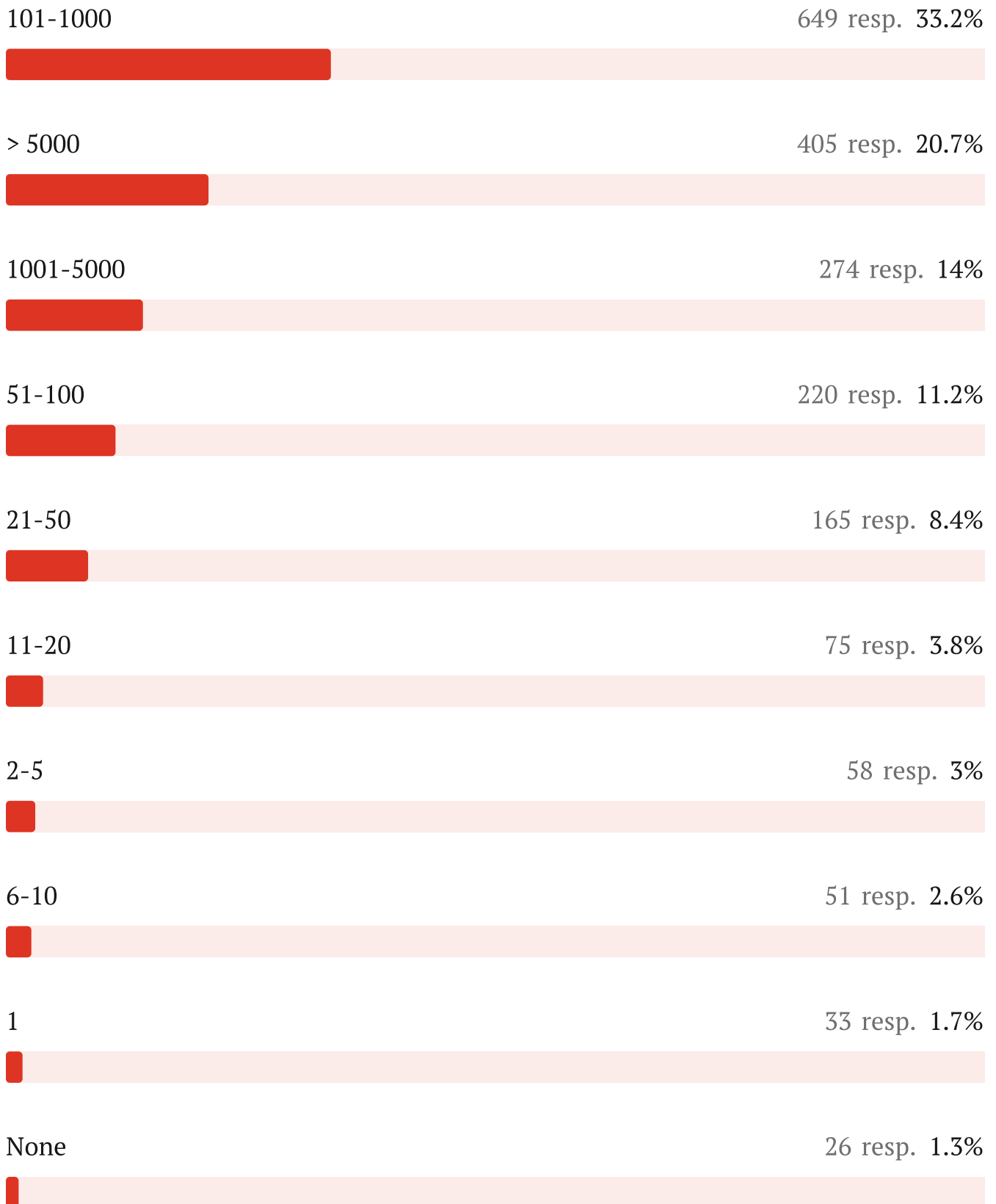
1958 out of 2236 answered





## 29. What is the size of the company you work for?


1956 out of 2236 answered




## 30. What's your country/region?

2171 out of 2236 answered


United States 415 resp. 19.1%




United Kingdom 193 resp. 8.9%




Poland 176 resp. 8.1%




Germany 167 resp. 7.7%




France 147 resp. 6.8%




Netherlands 90 resp. 4.1%



Canada 61 resp. 2.8%



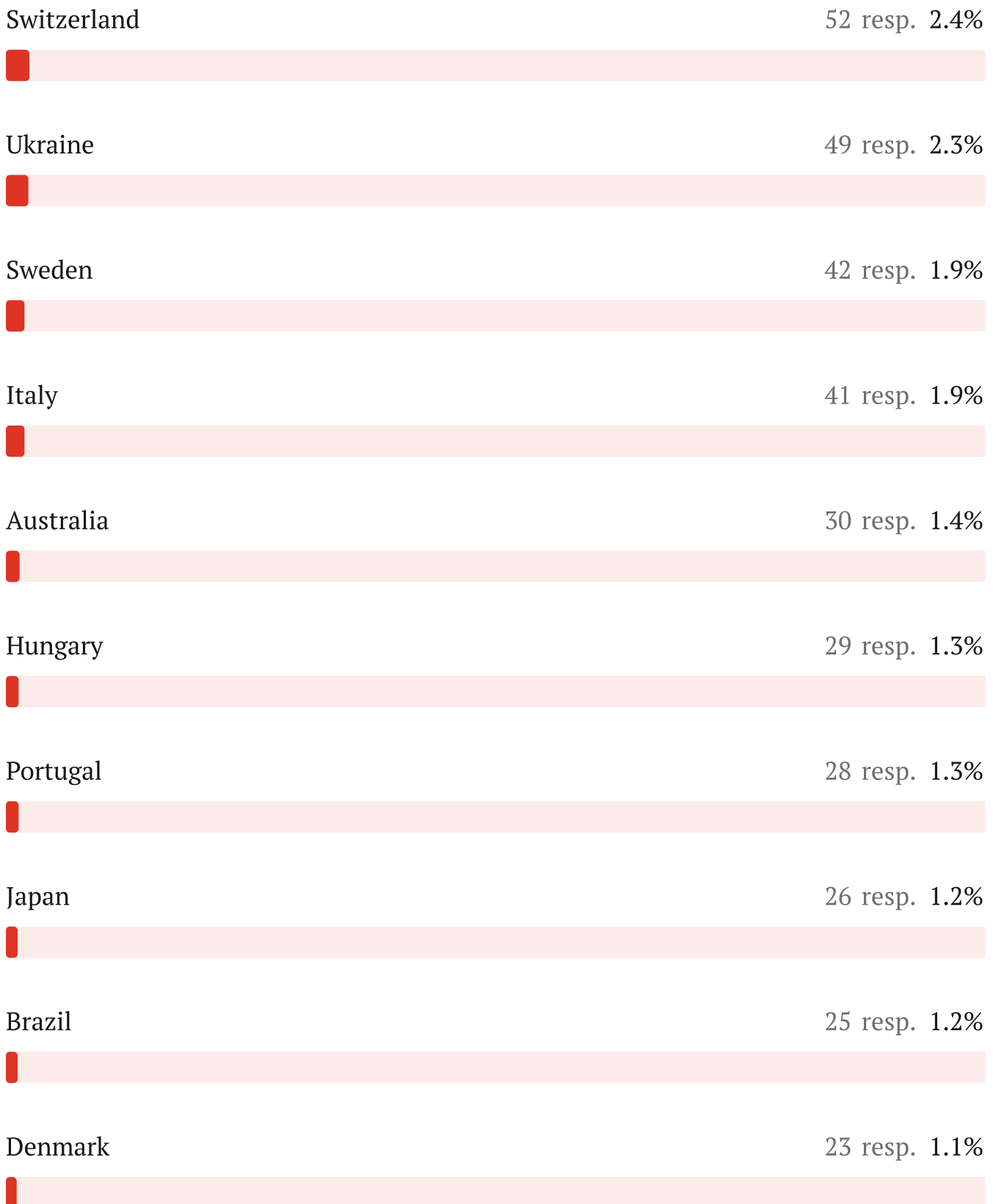
Russia 59 resp. 2.7%



Spain 55 resp. 2.5%




### 30. What's your country/region?




### 30. What's your country/region?


Israel 23 resp. 1.1%



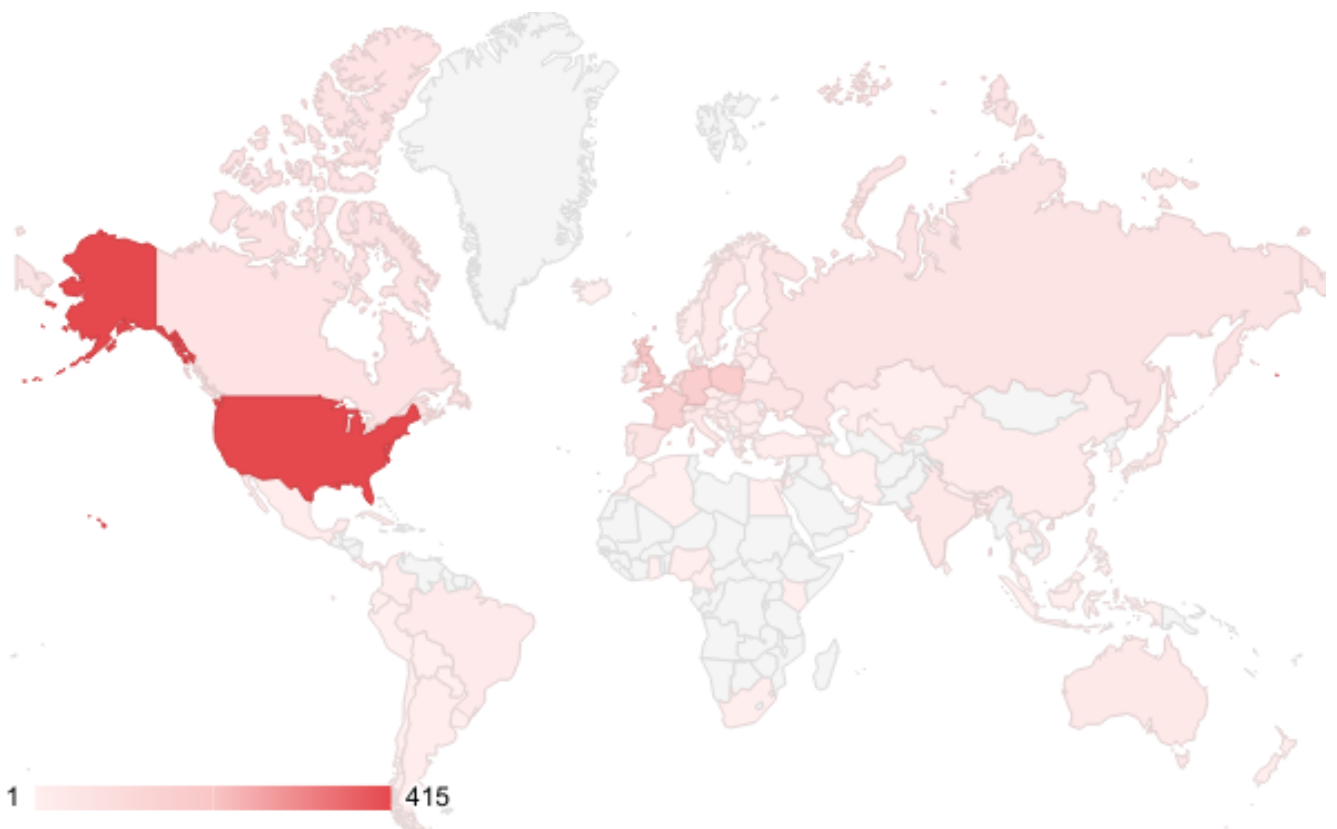

Norway 23 resp. 1.1%



Romania 23 resp. 1.1%

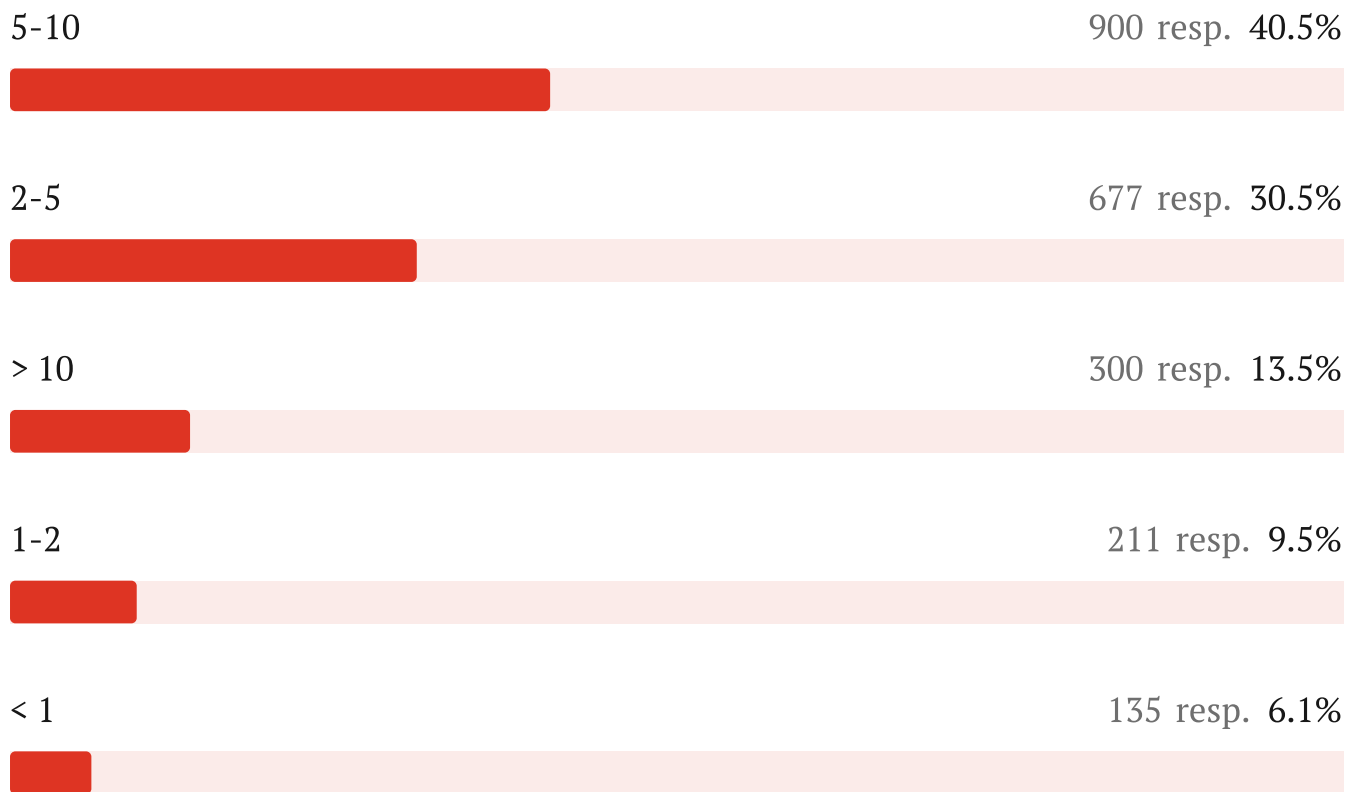


Belgium 22 resp. 1%



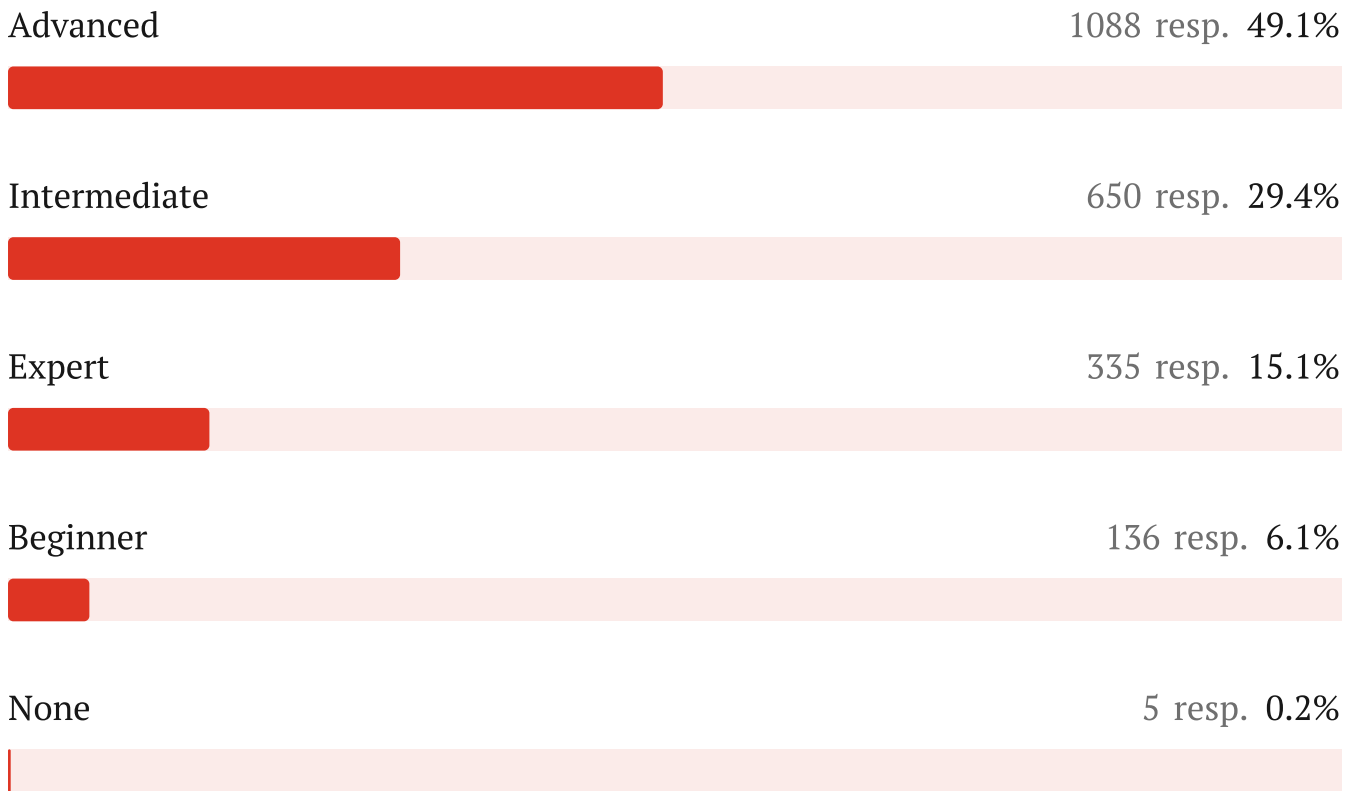
# 31. How many years of experience do you have writing in Scala?

2223 out of 2236 answered



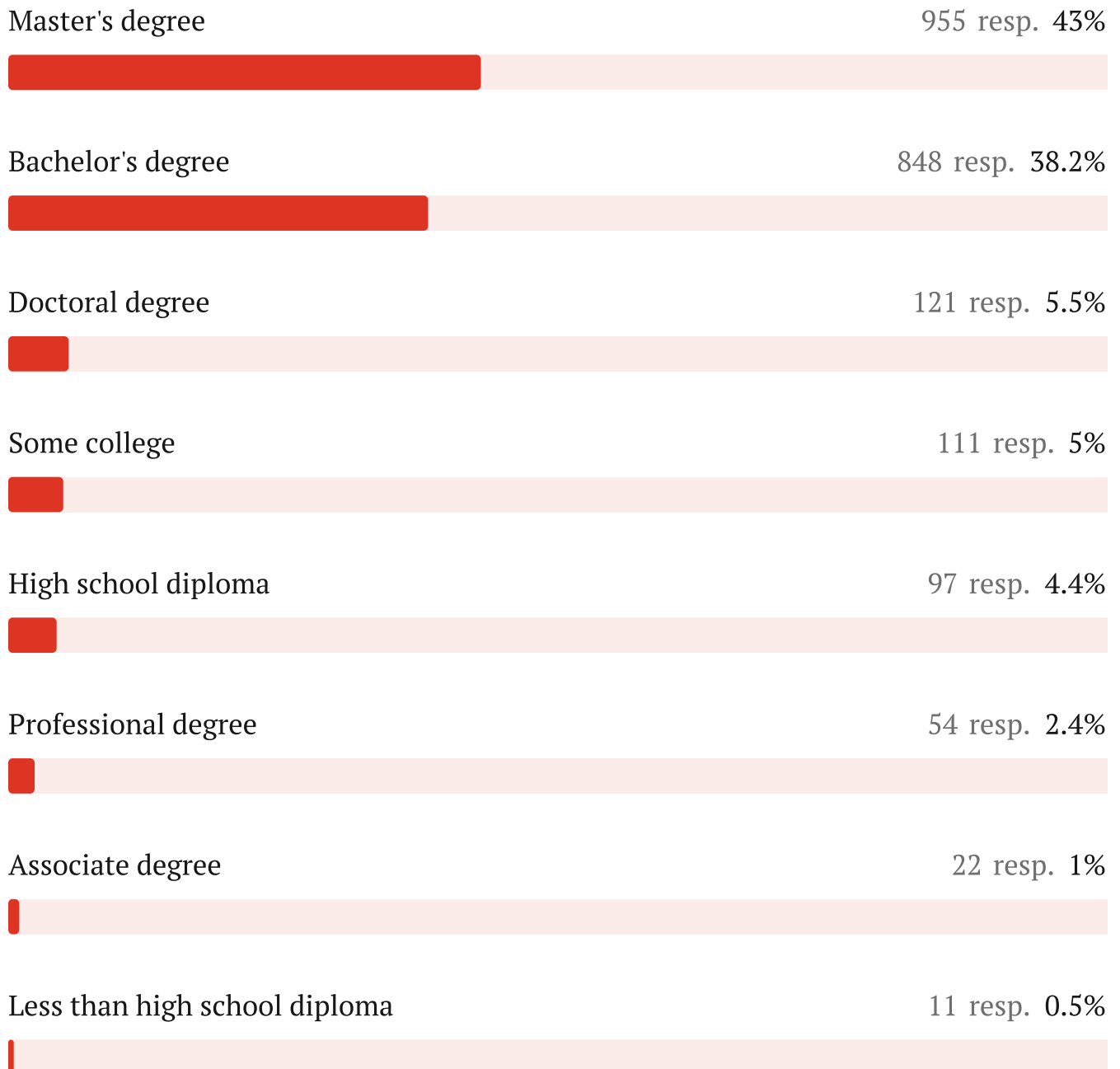
## 32. How would you rate your Scala proficiency?

2214 out of 2236 answered



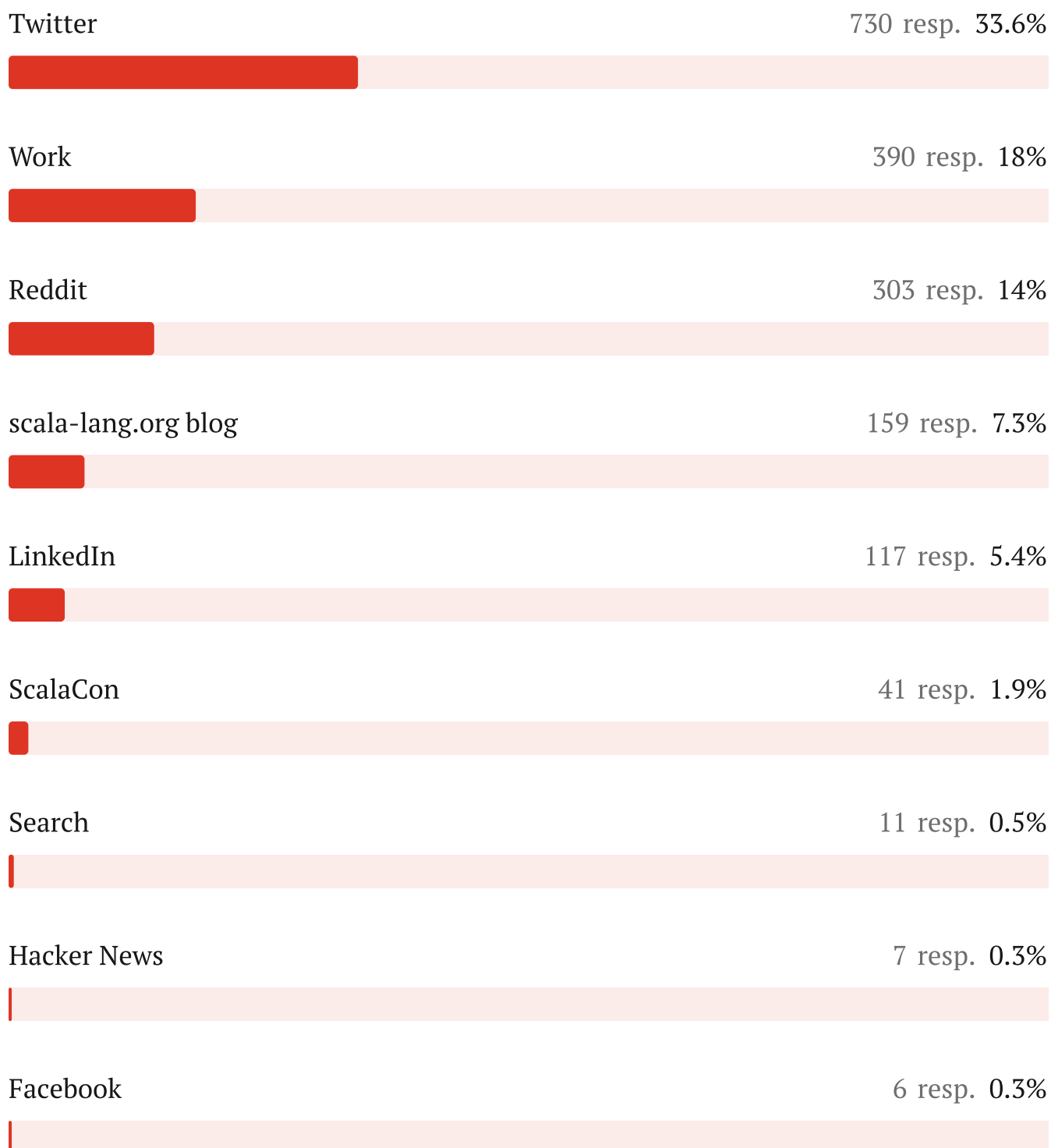
### 33. What is the highest level of education you have completed?

2219 out of 2236 answered



## 34. How did you find out about this survey?


2171 out of 2236 answered






### 34. How did you find out about this survey?

contributors.scala-lang.org 5 resp. 0.2%



users.scala-lang.org 4 resp. 0.2%



Other 398 resp. 18.3%

